



The Programme

Launched in December 2016, with support from the EU Emergency Trust Fund for Africa, the EU-IOM Joint Initiative for Migrant Protection and Reintegration brings together 26 African countries of the Sahel and Lake Chad region, the Horn of Africa, and North Africa, the EU and IOM around the shared goal of ensuring that migration is safer, more informed and better governed for both migrants and their communities.

For more information on the programme visit www.migrationjointinitiative.org.

The data dictionary for this report is available at www.migrationjointinitiative.org/definitions

All data is preliminary and subject to change. Figures since the start of the EU-IOM Joint Initiative.

Protection

Search and Rescue

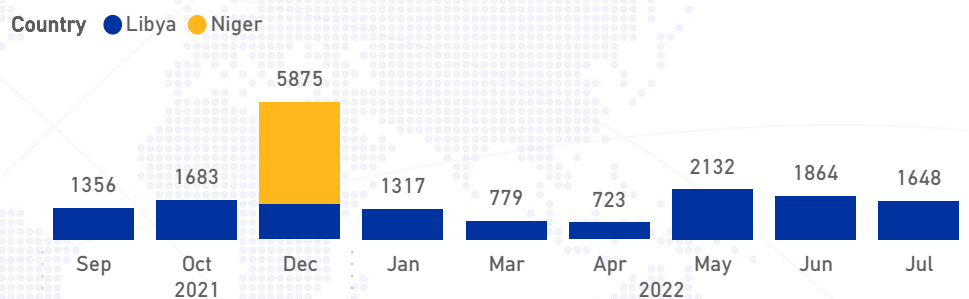
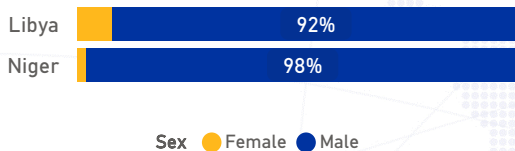
Assistance provided by IOM to migrants rescued/intercepted at sea or in the desert

87,654

Individuals

Individuals for the last 12 months

Individuals by Country and Sex



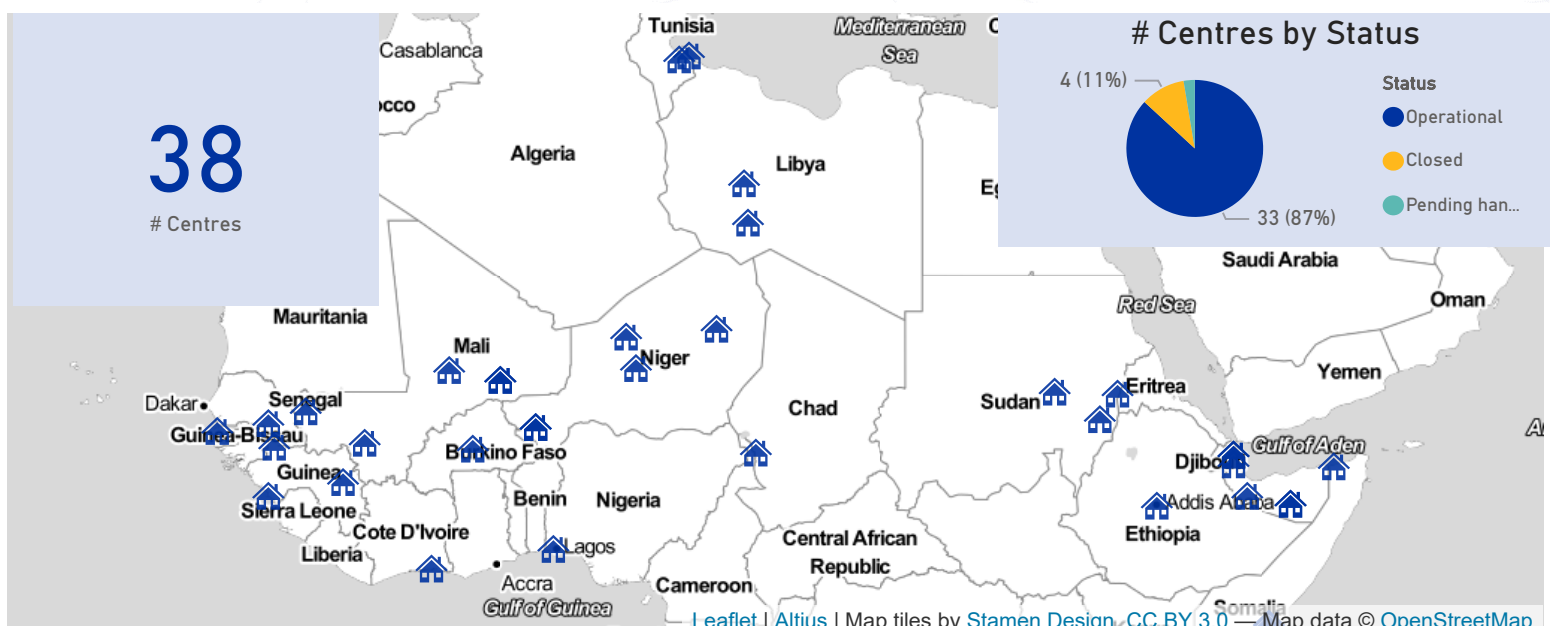
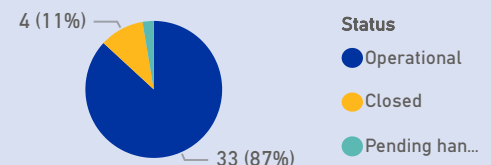
Migrant Resource and Response Centres

Centres where protection, transit, or post-arrival assistance is provided

38

Centres

Centres by Status



The boundaries and names shown, and the designations used on this map do not imply official endorsement or acceptance by the United Nations or IOM.



Voluntary Return Assistance

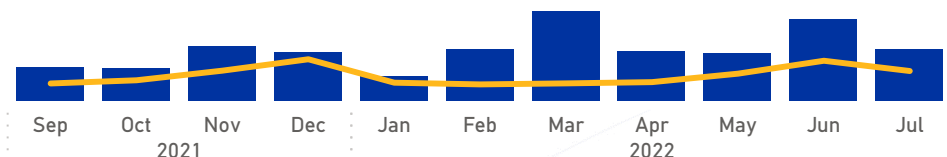
Assistance provided to migrants to return from a host country to their countries of origin

Trend

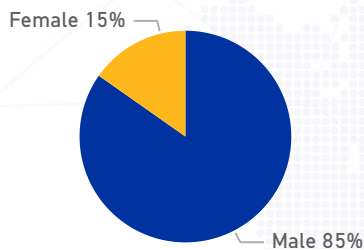
● # Individuals ● # Returns Previous Year

133,221

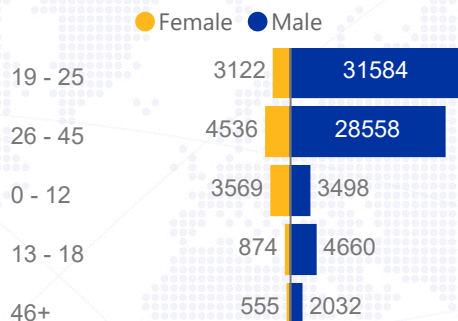
Individuals



Individuals by Sex



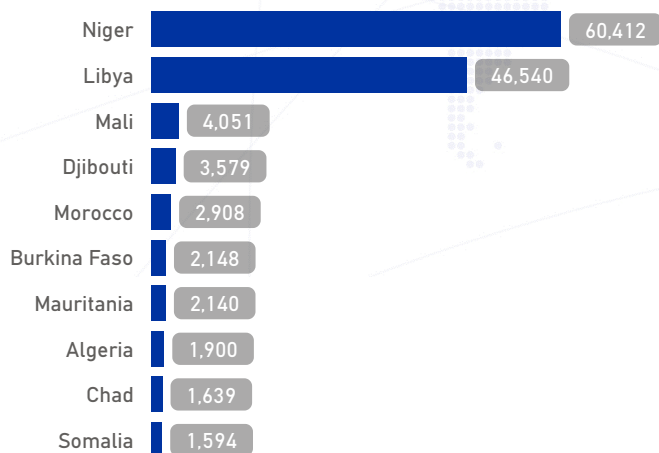
Individuals by Age and Sex



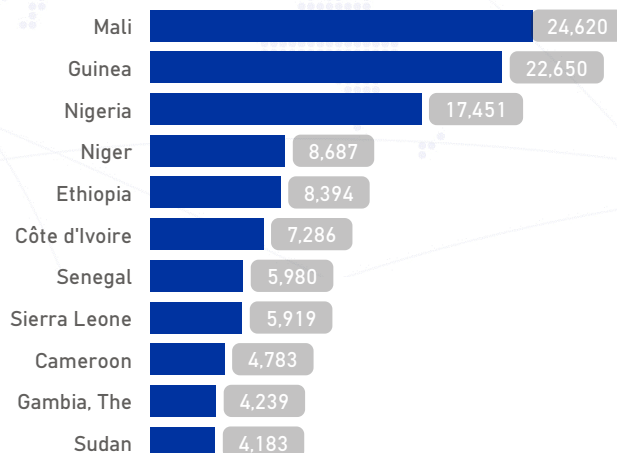
3%

% Unaccompanied and Separated Children

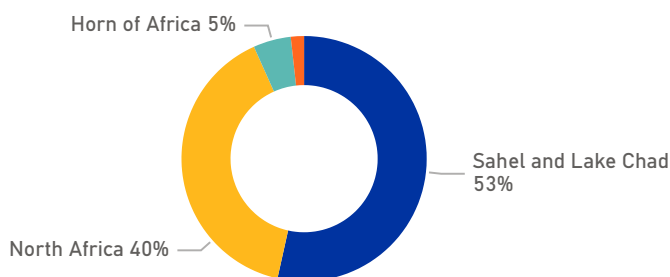
Top-10 Host Countries



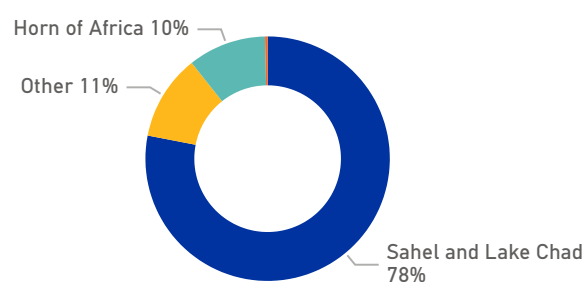
Top-10 Origin Countries



Host Region



Origin Region





Reintegration Assistance

Reintegration is a multidimensional process enabling individuals to re-establish the economic, social and psychosocial relationships needed to maintain life, livelihood and dignity and achieve inclusion in civic life

284,245

Services

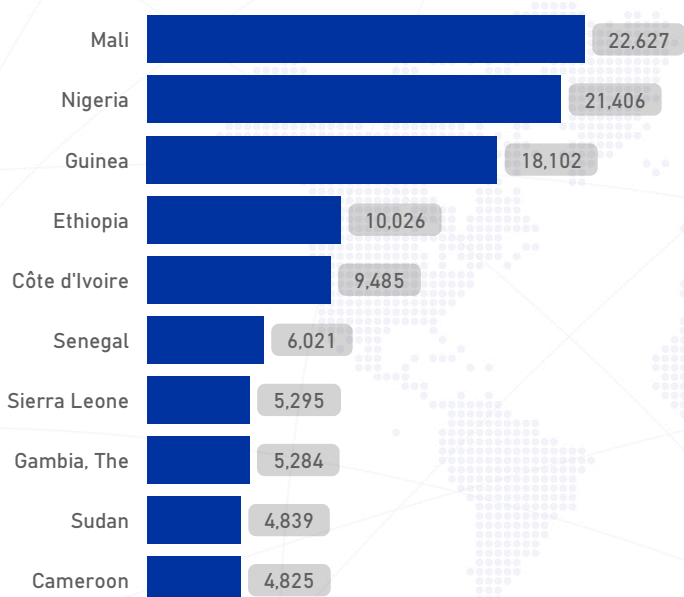
243,647

Activities

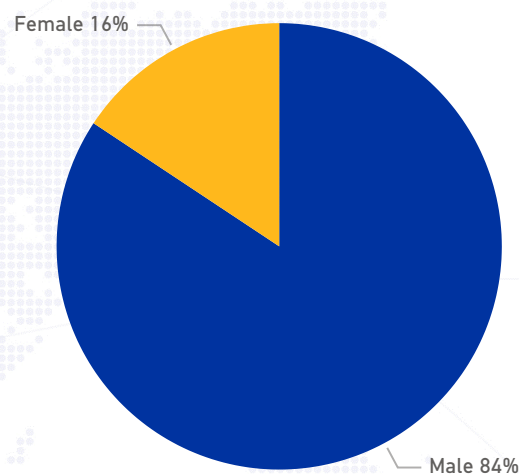
125,626

Individuals (Started)


Top-10 Countries by # Individuals



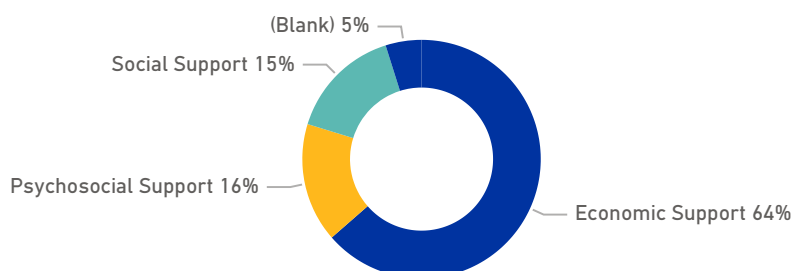
Sex



Status by # Individuals (Active)



Dimension





EU-IOM Joint Initiative

Flash Report - July 2022

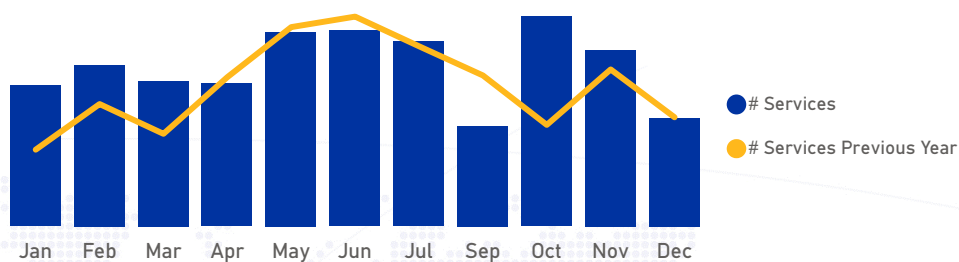
Direct Assistance

Direct Assistance is provided as protection assistance in Libya, and transit or post-arrival assistance in other countries. Assistance can include medical and psychosocial support at individual and family levels, accommodation, family tracing, and legal information.

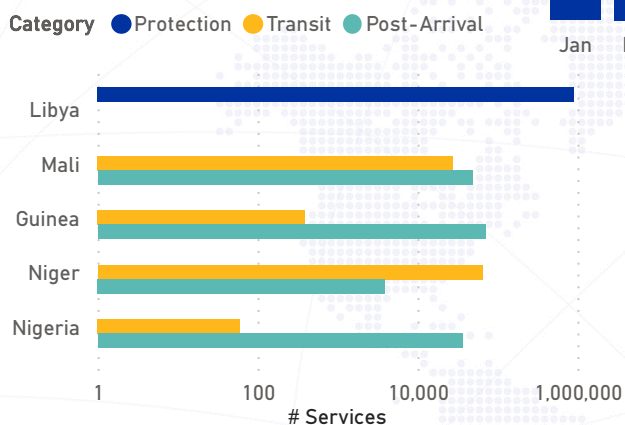
1,297,136

Services

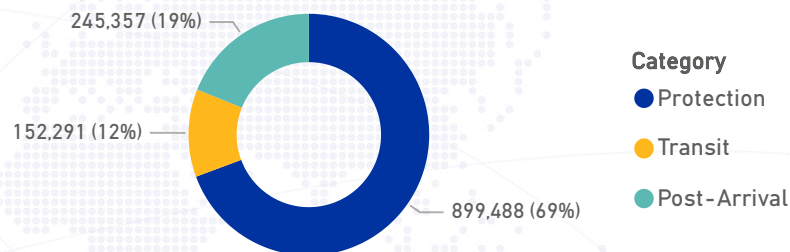
Trend



Top-5 Countries



Category



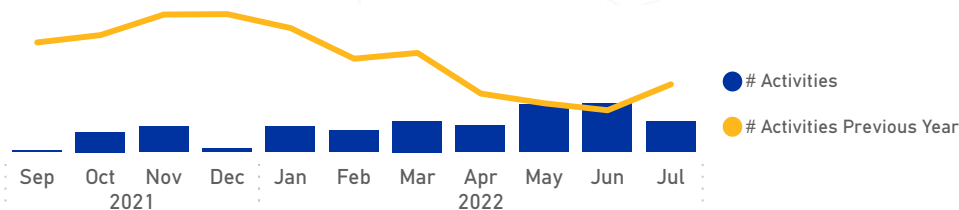
Information and Awareness Raising

Provide information about the risks of irregular migration and regular migration options to promote social cohesion between returned migrants and their communities, and current migrants and their host communities.


Trend

3,315,079

Individuals



Top-5 Countries



18,938

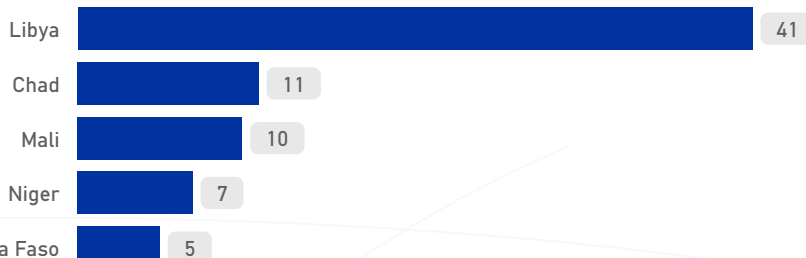
Activities



Data Collection and Analysis

Ensure evidence-based policy and programming by collecting and analysing data on migrant movements and profiles along the main migration routes in Africa.

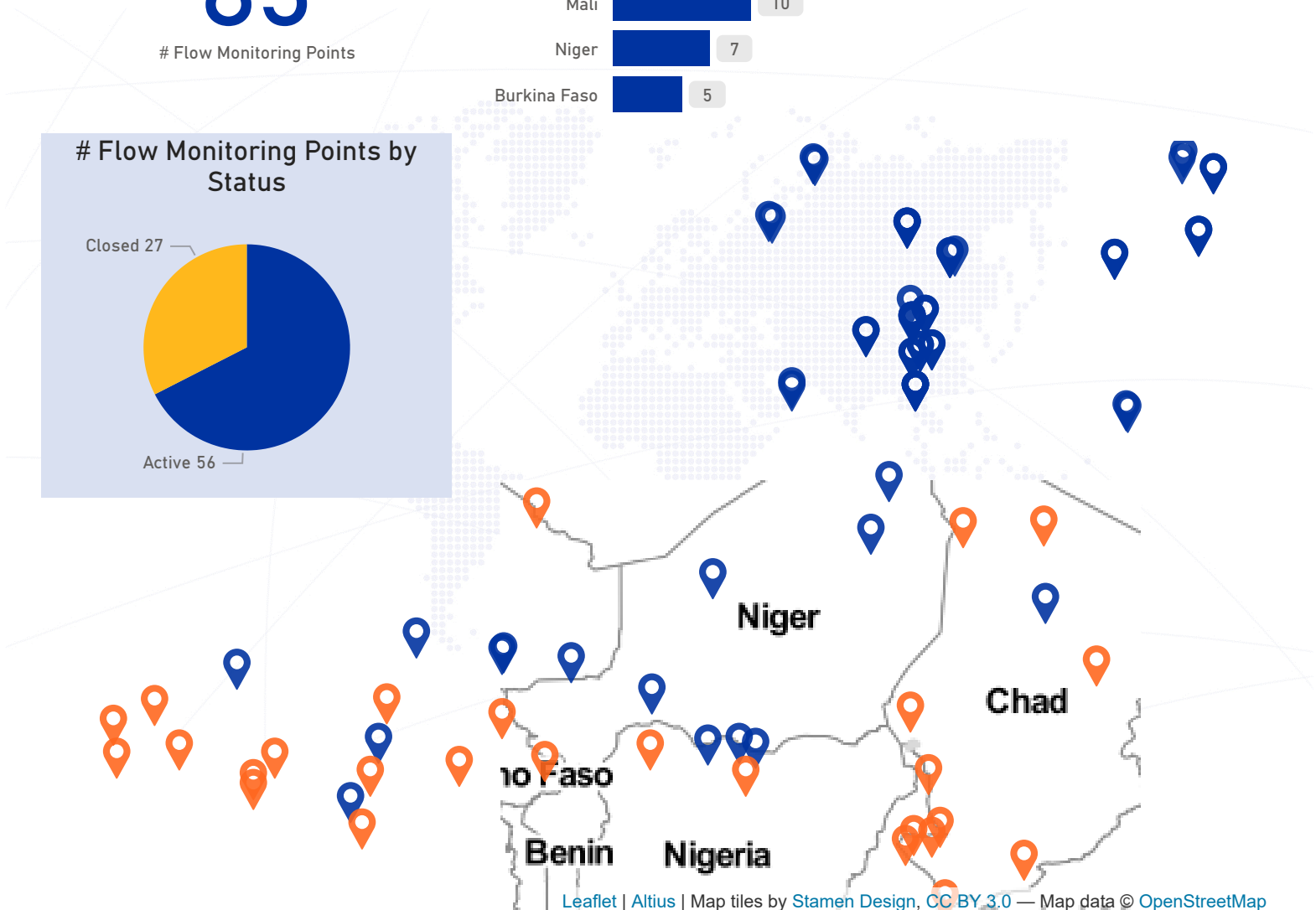
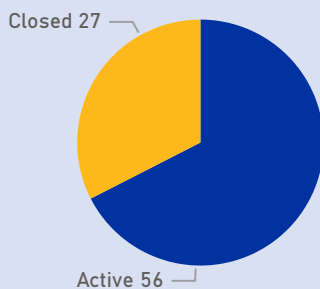
Top-5 Countries



83

Flow Monitoring Points

Flow Monitoring Points by Status



Leaflet | Altius | Map tiles by Stamen Design, CC BY 3.0 — Map data © OpenStreetMap

The boundaries and names shown, and the designations used on this map do not imply official endorsement or acceptance by the United Nations or IOM.

Capacity Building

Building ownership and investing in state and non-state actors strengthening migration governance

531

Activities

Community Stabilisation

Local/regional activities to improve livelihood opportunities for local youth, promoting regular work and improve infrastructures

268,894

Individuals

954

Activities



Sahel and Lake Chad Region

This section presents results under the EU-IOM Joint Initiative for Migrant Protection and Reintegration in the Sahel and Lake Chad. Countries covered in this region are Burkina Faso, Cameroon, Chad, Côte d'Ivoire, the Gambia, Ghana, Guinea, Guinea Bissau, Mali, Mauritania, Niger, Nigeria and Senegal.

Key Stats

Search and Rescue

39,475

Individuals

Migrant Resource and Response Centres

19

Centres

Direct Assistance

360,252

Services

Awareness Raising

2,677,379

Individuals

Displacement Tracking Matrix (DTM)

42

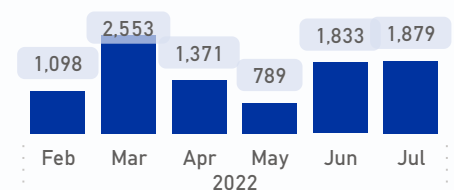
Flow Monitoring Points

Voluntary Returns

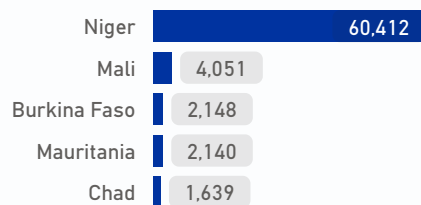
71,255

Individuals

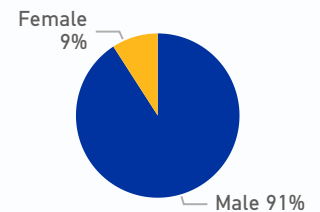
Trend



Top-5 # Returns from Country



Individuals by Sex



Reintegration Assistance

218,317

Services

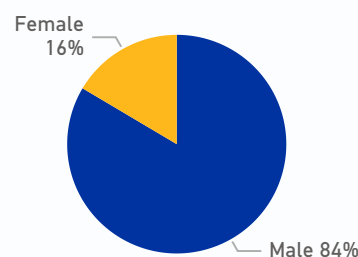
186,423

Activities

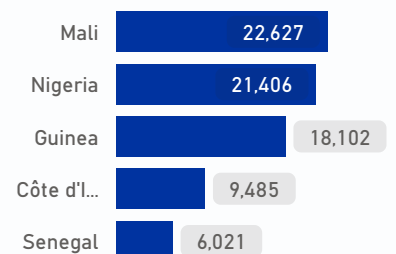
99,134

Individuals (Started)

Individuals (started) by Sex



Individuals (started) by Country





Horn of Africa Region

This section presents results under the EU-IOM Joint Initiative for Migrant Protection and Reintegration in the Horn of Africa. Core countries in this region are Djibouti, Ethiopia, Somalia, and Sudan. Further countries covered under the Joint Initiative in the Horn of Africa are Eritrea, Kenya, Uganda, and South Sudan as well as Malawi, Mozambique, Tanzania and Zambia on the Southern migration route.

Key Stats

Migrant Resource and Response Centres

14

Centres

Direct Assistance

16,150

Services

Awareness Raising

599,900

Individuals

Capacity Development

258

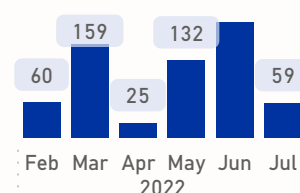
Activities

Voluntary Returns

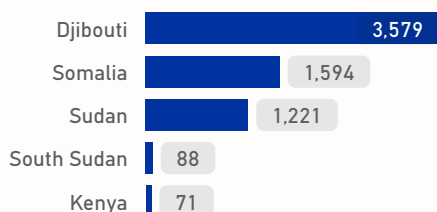
6,622

Individuals

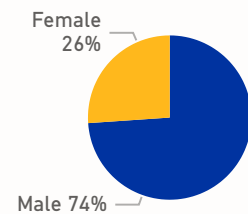
Trend



Top-5 # Returns from Country



Individuals by Sex



Reintegration Assistance

49,689

Services

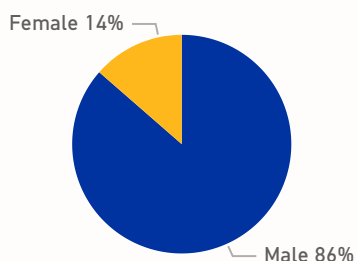
44,684

Activities

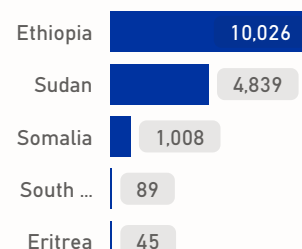
16,051

Individuals (Started)

Individuals (started) by Sex



Individuals (started) by Country





North Africa Region

This section presents results under the EU-IOM Joint Initiative for Migrant Protection and Reintegration in North Africa. Countries covered in this region are Algeria, Egypt, Libya, Morocco and Tunisia.

Key Stats

Search and Rescue

48,179

Individuals

Migrant Resource and Response Centres

5

Centres

Direct Assistance

919,340

Services

Awareness Raising

37,800

Individuals

Displacement Tracking Matrix (DTM)

41

Flow Monitoring Points

Community Stabilisation

621

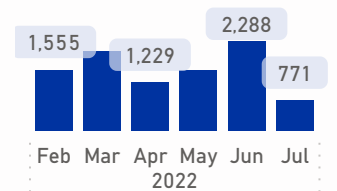
Activities

Voluntary Returns

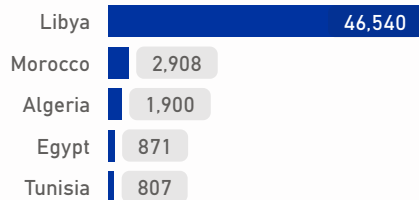
53,026

Individuals

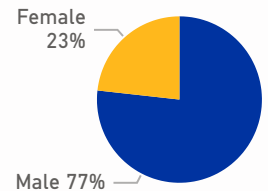
Trend



Top-5 # Returns from Country



Individuals by Sex



Reintegration Assistance

609

Services

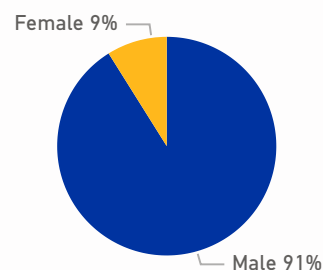
554

Activities

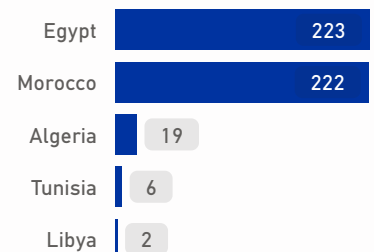
472

Individuals (Started)

Individuals (started) by Sex



Individuals (started) by Country





Libya

This section presents results under the EU-IOM project 'Protecting Vulnerable Migrants and Stabilizing Communities in Libya'.

Migrant situation update:

- There are at least 649,788 migrants in Libya (1300% female, 87% male).
- 2,774 migrants are in detention in DCIM detention centres in Western Libya.
 - At least 159,996 internally displaced persons (IDPs).
 - At least 680,772 IDP Returnees.
- 2,116 migrants returned to Libyan shores by the Libyan Coast Guard.

Source: IOM Displacement Tracking Matrix (DTM) Libya, <https://dtm.iom.int/libya>

Humanitarian Direct Assistance to Migrants

Emergency food, non-food items and hygiene kits, and healthcare services provided to migrants

Services this month

10,567

Non-Food Items

1,370

Meals

2,912

Healthcare Services

Services Total

491,289

Non-Food Items

293,336

Meals

114,863

Healthcare Services

Assistance to Victims of Trafficking

Identification, information to (potential) victims and persons at risk, support to access services, tailored assistance and referrals

44

This Month

1,936

Total

Alternatives to Detention

Safe spaces established for vulnerable migrants, and migrants hosted in alternatives to detention

Migrants hosted in Alternatives to Detention

21

This Month

1,458

Total

Safe spaces

0

This Month

1

Total

Improving Migrant Conditions at Key Locations

Interventions in detention centres to improve conditions for migrants (including provision or rehabilitation of toilets, showering facilities, and sewage systems). Life saving equipment and materials distributed as disembarkation points (including first aid boxes, nylon suits, rescue rings, boxes of gloves)

Interventions in detention centres

10

This Month

566

Total

Life saving equipment provided

0

This Month

61,489

Total