



EU-IOM Joint Initiative

Flash Report - November 2022

Project funded by the European Union
Project implemented by IOM

The Programme

Launched in December 2016, with support from the EU Emergency Trust Fund for Africa, the EU-IOM Joint Initiative for Migrant Protection and Reintegration brings together 26 African countries of the Sahel and Lake Chad region, the Horn of Africa, and North Africa, the EU and IOM around the shared goal of ensuring that migration is safer, more informed and better governed for both migrants and their communities.

For more information on the programme visit www.migrationjointinitiative.org.

The data dictionary for this report is available at www.migrationjointinitiative.org/definitions

All data is preliminary and subject to change. Figures since the start of the EU-IOM Joint Initiative.

Protection

Search and Rescue

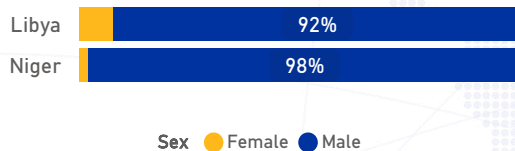
Assistance provided by IOM to migrants rescued/intercepted at sea or in the desert

93,020

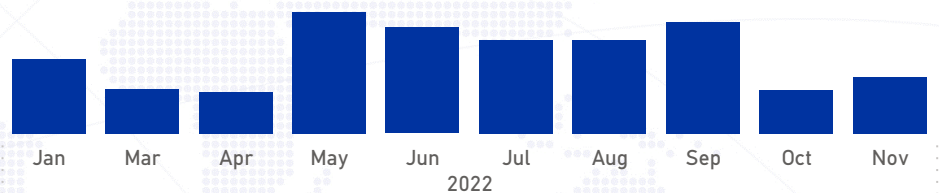
Individuals

Individuals for the last 12 months

Individuals by Country and Sex



Country ● Libya



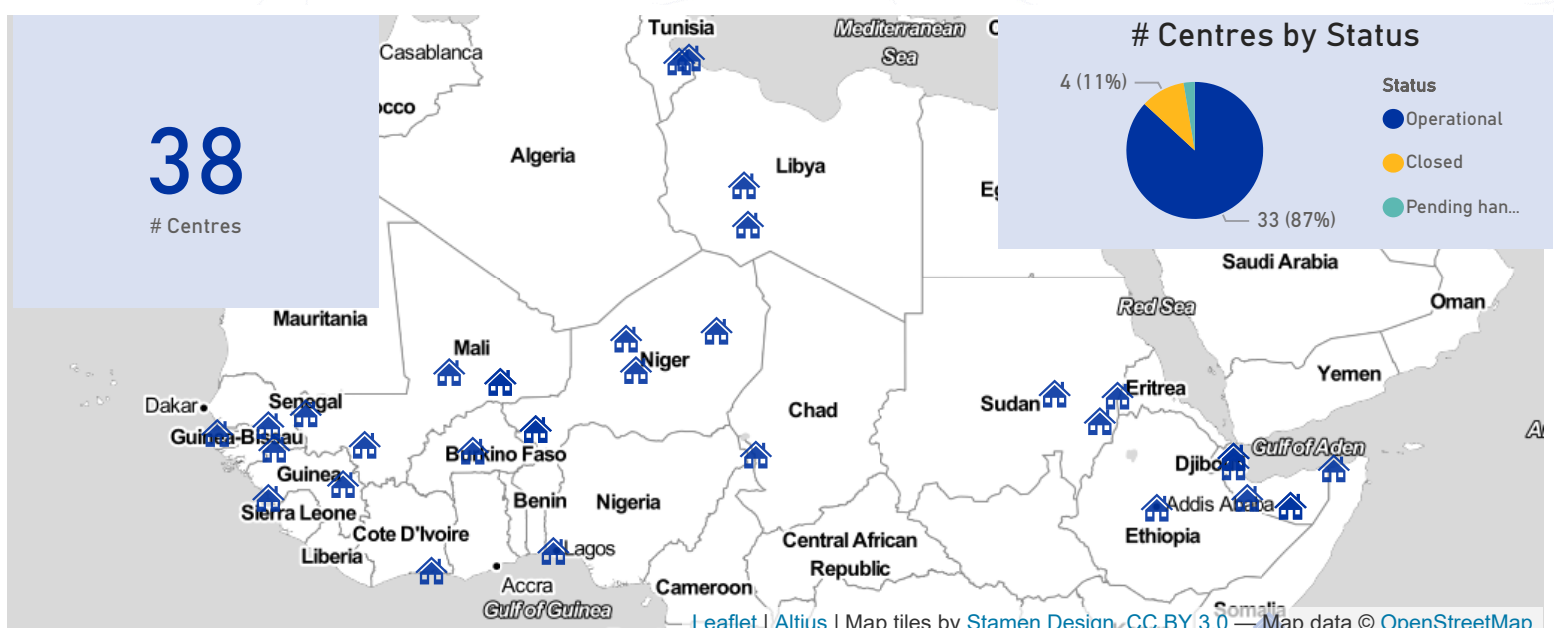
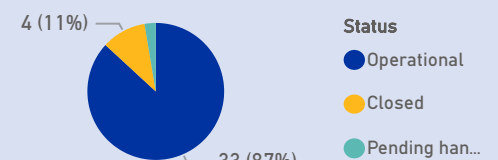
Migrant Resource and Response Centres

Centres where protection, transit, or post-arrival assistance is provided

38

Centres

Centres by Status



The boundaries and names shown, and the designations used on this map do not imply official endorsement or acceptance by the United Nations or IOM.



EU-IOM Joint Initiative

Flash Report - November 2022

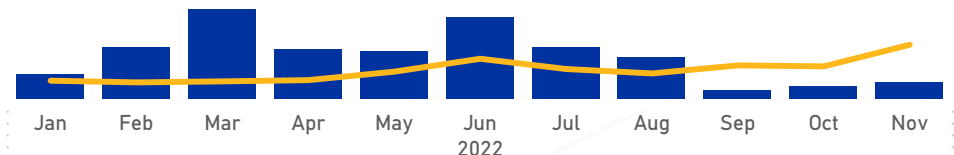
Voluntary Return Assistance

Assistance provided to migrants to return from a host country to their countries of origin

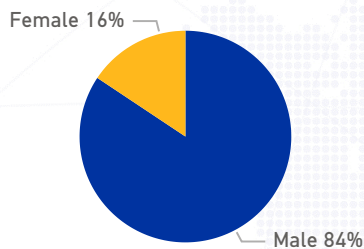
Trend

● # Individuals ● # Returns Previous Year

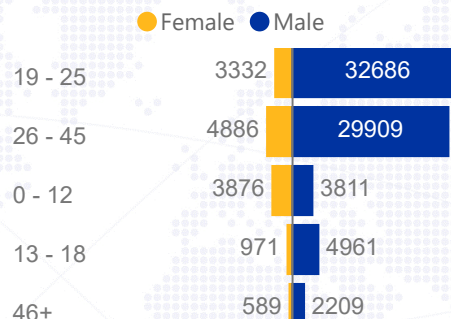
137,463
Individuals



Individuals by Sex



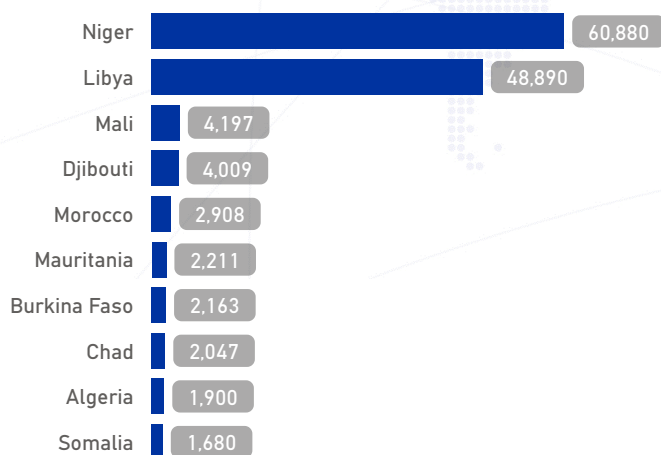
Individuals by Age and Sex



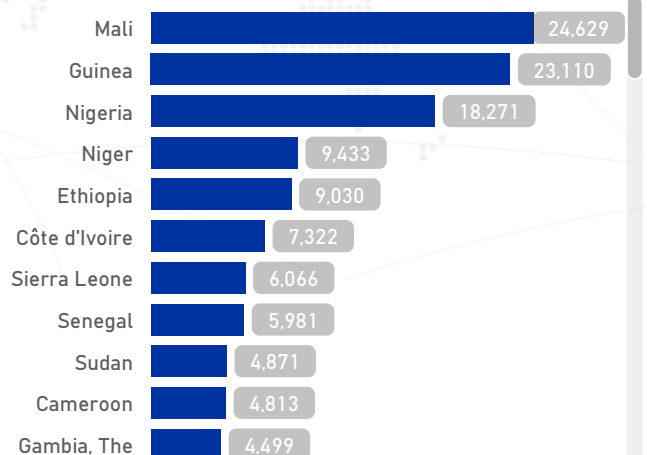
3%

% Unaccompanied and Separated Children

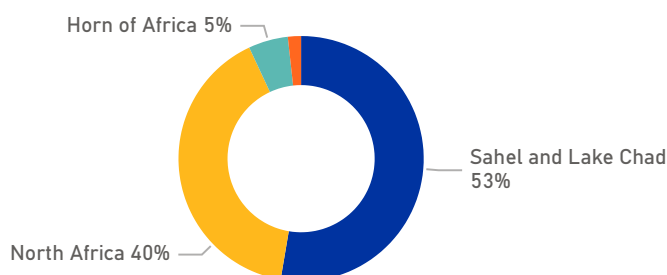
Top-10 Host Countries



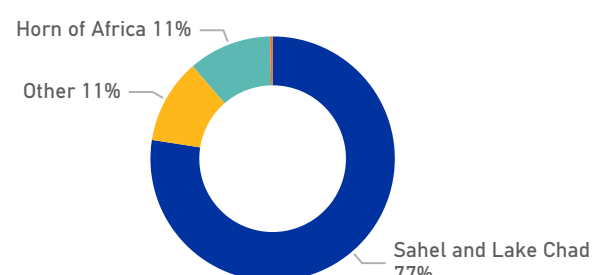
Top-10 Origin Countries



Host Region



Origin Region





EU-IOM Joint Initiative

Flash Report - November 2022

Project funded by the European Union
Project implemented by IOM

Reintegration Assistance

Reintegration is a multidimensional process enabling individuals to re-establish the economic, social and psychosocial relationships needed to maintain life, livelihood and dignity and achieve inclusion in civic life

303,598

Services

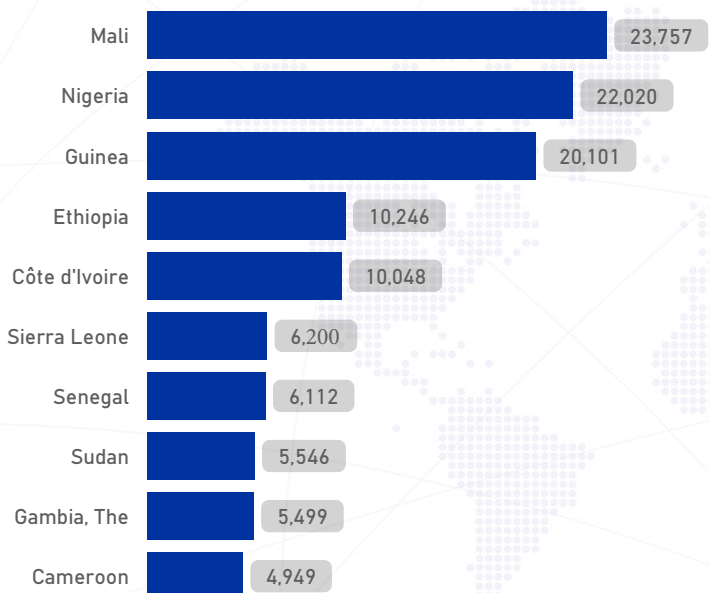
260,033

Activities

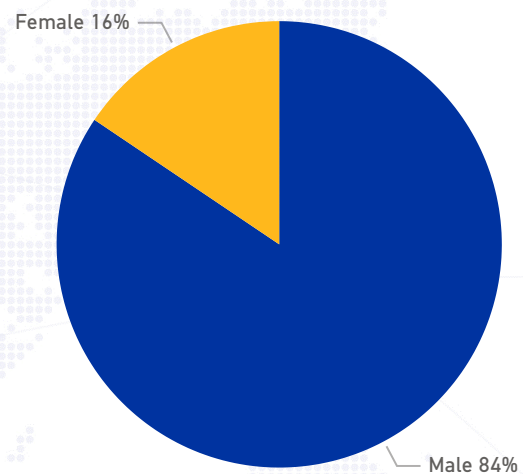
135,438

Individuals (Started)


Top-10 Countries by # Individuals



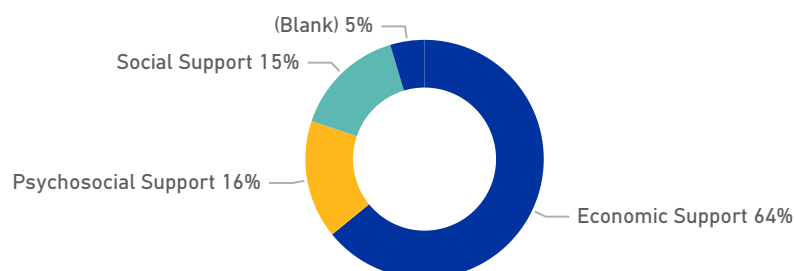
Sex



Status by # Individuals (Active)



Dimension





EU-IOM Joint Initiative

Flash Report - November 2022

Project funded by the European Union
Project implemented by IOM

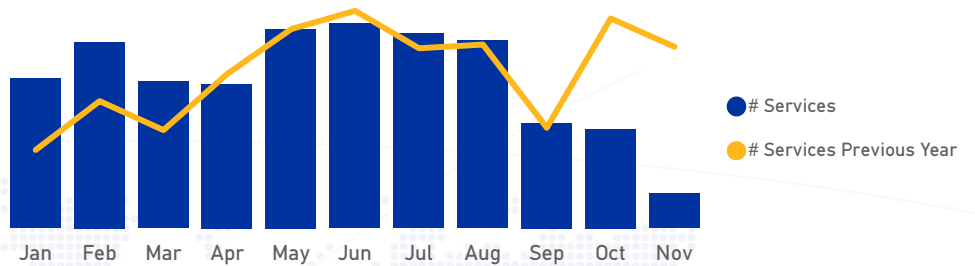
Direct Assistance

Direct Assistance is provided as protection assistance in Libya, and transit or post-arrival assistance in other countries. Assistance can include medical and psychosocial support at individual and family levels, accommodation, family tracing, and legal information.

1,368,393

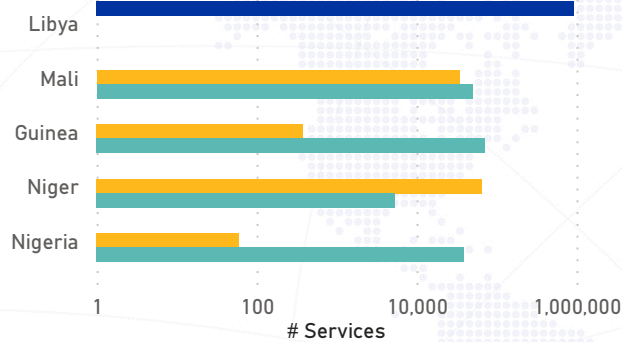
Services

Trend

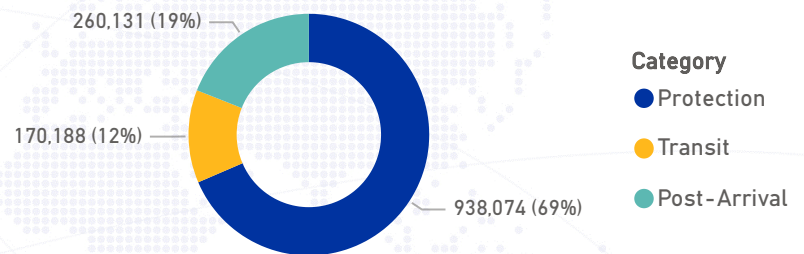


Top-5 Countries

Category ● Protection ● Transit ● Post-Arrival



Category



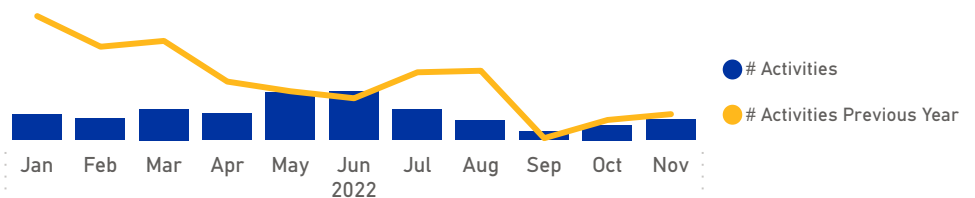
Information and Awareness Raising

Provide information about the risks of irregular migration and regular migration options to promote social cohesion between returned migrants and their communities, and current migrants and their host communities.


3,348,423

Individuals

Trend



Top-5 Countries



19,103

Activities



EU-IOM Joint Initiative

Flash Report - November 2022

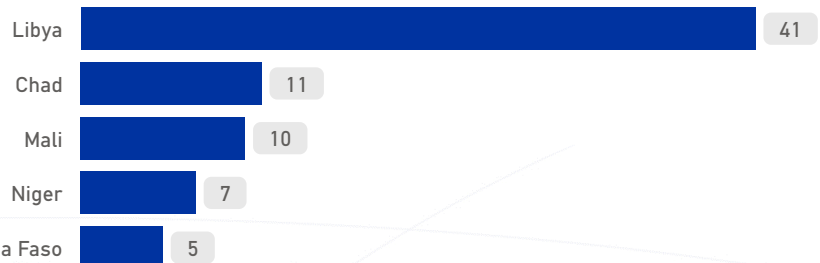
Data Collection and Analysis

Ensure evidence-based policy and programming by collecting and analysing data on migrant movements and profiles along the main migration routes in Africa.

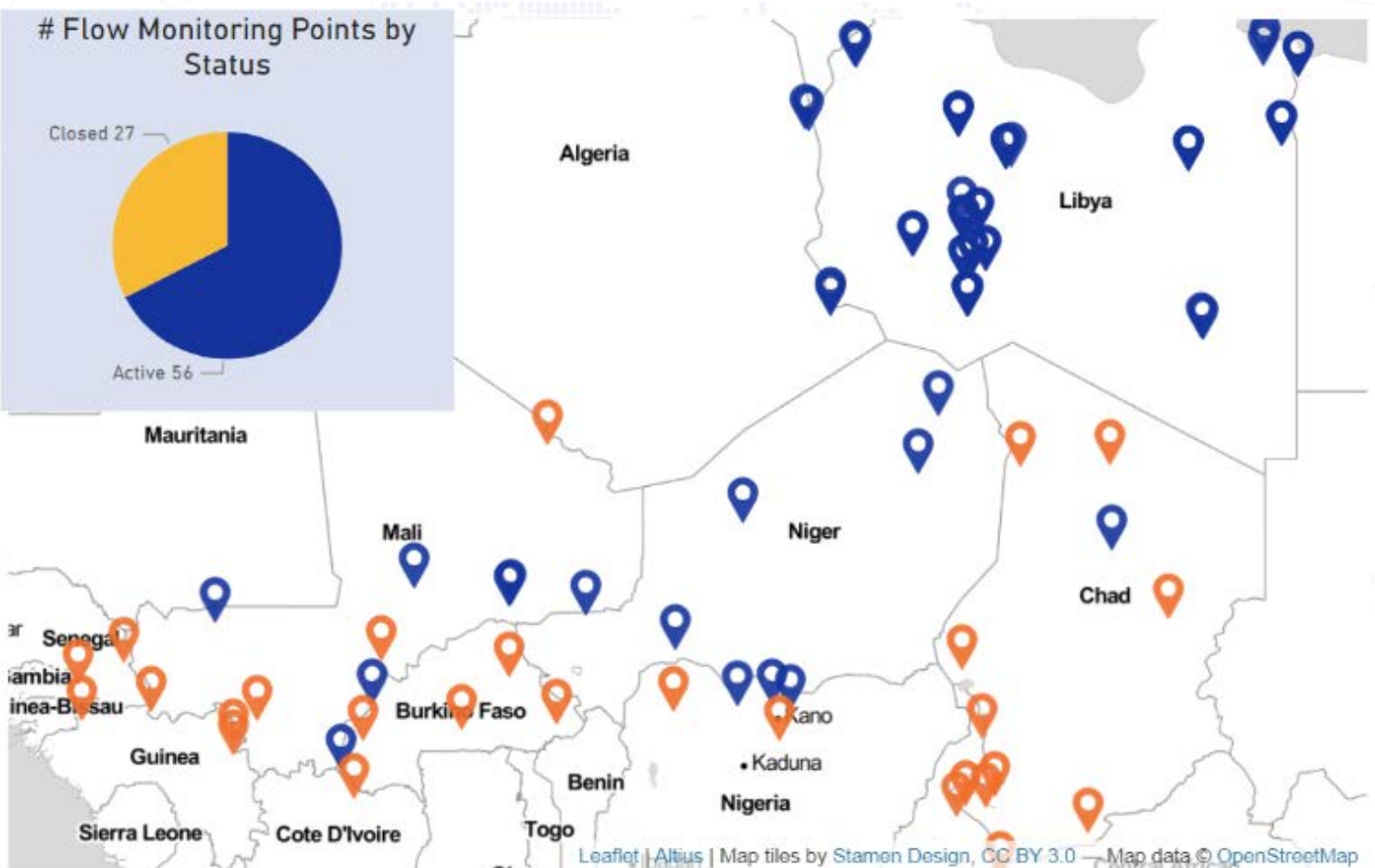
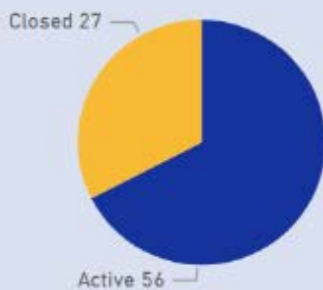
Top-5 Countries

83

Flow Monitoring Points



Flow Monitoring Points by Status



The boundaries and names shown, and the designations used on this map do not imply official endorsement or acceptance by the United Nations or IOM.

Capacity Building

Building ownership and investing in state and non-state actors strengthening migration governance

547

Activities

Community Stabilisation

Local/regional activities to improve livelihood opportunities for local youth, promoting regular work and improve infrastructures

270,159

Individuals

1,032

Activities



EU-IOM Joint Initiative

Flash Report - November 2022

Project funded by the European Union
Project implemented by IOM

Sahel and Lake Chad Region

This section presents results under the EU-IOM Joint Initiative for Migrant Protection and Reintegration in the Sahel and Lake Chad. Countries covered in this region are Burkina Faso, Cameroon, Chad, Côte d'Ivoire, the Gambia, Ghana, Guinea, Guinea Bissau, Mali, Mauritania, Niger, Nigeria and Senegal.

Key Stats

Search and Rescue

39,475

Individuals

Migrant Resource and Response Centres

19

Centres

Direct Assistance

390,948

Services

Awareness Raising

2,708,992

Individuals

Displacement Tracking Matrix (DTM)

42

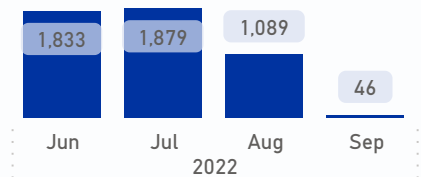
Flow Monitoring Points

Voluntary Returns

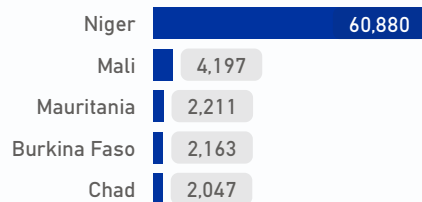
Trend

72,406

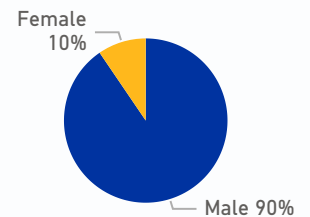
Individuals



Top-5 # Returns from Country



Individuals by Sex



Reintegration Assistance

234,414

Services

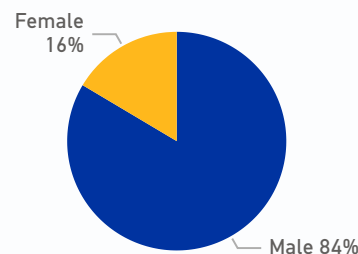
199,697

Activities

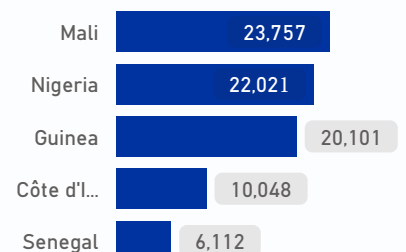
105,692

Individuals (Started)

Individuals (started) by Sex



Individuals (started) by Country





EU-IOM Joint Initiative

Flash Report - November 2022

Project funded by the European Union
Project implemented by IOM

Horn of Africa Region

This section presents results under the EU-IOM Joint Initiative for Migrant Protection and Reintegration in the Horn of Africa. Core countries in this region are Djibouti, Ethiopia, Somalia, and Sudan. Further countries covered under the Joint Initiative in the Horn of Africa are Eritrea, Kenya, Uganda, and South Sudan as well as Malawi, Mozambique, Tanzania and Zambia on the Southern migration route.

Key Stats

Migrant Resource and Response Centres

14

Centres

Direct Assistance

17,456

Services

Awareness Raising

601,549

Individuals

Capacity Development

274

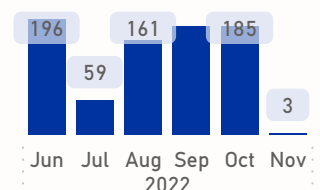
Activities

Voluntary Returns

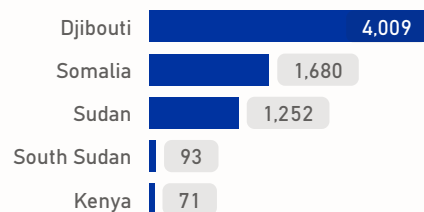
7,174

Individuals

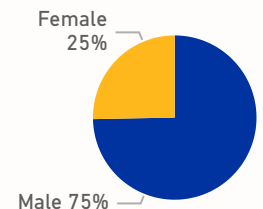
Trend



Top-5 # Returns from Country



Individuals by Sex



Reintegration Assistance

49,095

Services

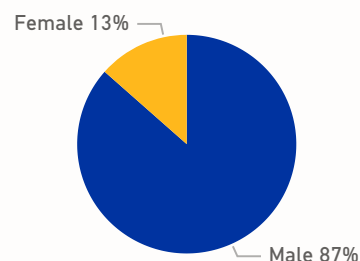
45,078

Activities

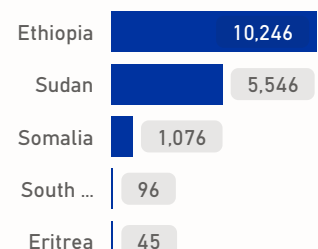
17,053

Individuals (Started)

Individuals (started) by Sex



Individuals (started) by Country





EU-IOM Joint Initiative

Flash Report - November 2022

Project funded by the European Union
Project implemented by IOM

North Africa Region

This section presents results under the EU-IOM Joint Initiative for Migrant Protection and Reintegration in North Africa. Countries covered in this region are Algeria, Egypt, Libya, Morocco and Tunisia.

Key Stats

Search and Rescue

53,545

Individuals

Migrant Resource and Response Centres

5

Centres

Direct Assistance

958,595

Services

Awareness Raising

37,882

Individuals

Displacement Tracking Matrix (DTM)

41

Flow Monitoring Points

Community Stabilisation

699

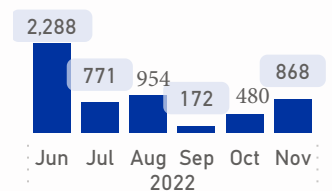
Activities

Voluntary Returns

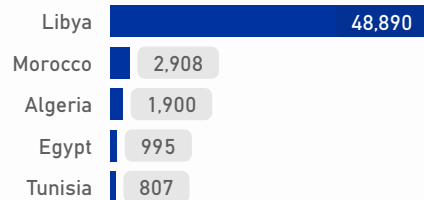
55,500

Individuals

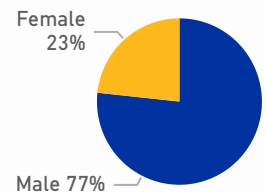
Trend



Top-5 # Returns from Country



Individuals by Sex



Reintegration Assistance

890

Services

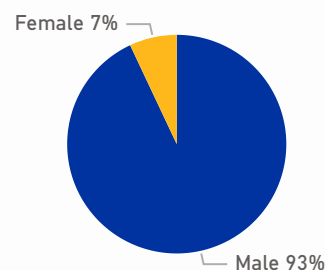
827

Activities

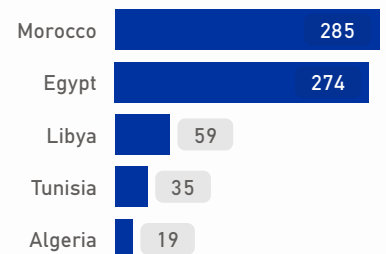
676

Individuals (Started)

Individuals (started) by Sex



Individuals (started) by Country





EU-IOM Joint Initiative

Flash Report - November 2022

Project funded by the European Union
Project implemented by IOM

Libya

This section presents results under the EU-IOM project ‘Protecting Vulnerable Migrants and Stabilizing Communities in Libya’.

Migrant situation update:

- There are at least 679,974 migrants in Libya (12500% female, 875% male).
- 4,001 migrants are in detention in DCIM detention centres in Western Libya.
 - At least 143,419 internally displaced persons (IDPs).
 - At least 688,121 IDP Returnees.
- 2,056 migrants returned to Libyan shores by the Libyan Coast Guard.

Source: IOM Displacement Tracking Matrix (DTM) Libya, <https://dtm.iom.int/libya>

Humanitarian Direct Assistance to Migrants

Emergency food, non-food items and hygiene kits, and healthcare services provided to migrants

Services this month

0

Non-Food Items

0

Meals

2,583

Healthcare Services

Services Total

517,215

Non-Food Items

297,102

Meals

123,757

Healthcare Services

Assistance to Victims of Trafficking

Identification, information to (potential) victims and persons at risk, support to access services, tailored assistance and referrals

7

This Month

2,186

Total

Alternatives to Detention

Safe spaces established for vulnerable migrants, and migrants hosted in alternatives to detention

Migrants hosted in Alternatives to Detention

4

This Month

1,511

Total

Safe spaces

0

This Month

1

Total

Improving Migrant Conditions at Key Locations

Interventions in detention centres to improve conditions for migrants (including provision or rehabilitation of toilets, showering facilities, and sewage systems). Life saving equipment and materials distributed as disembarkation points (including first aid boxes, nylon suits, rescue rings, boxes of gloves)

Interventions in detention centres

18

This Month

612

Total

Life saving equipment provided

0

This Month

63,751

Total