



### The Programme

Launched in December 2016, with support from the EU Emergency Trust Fund for Africa, the EU-IOM Joint Initiative for Migrant Protection and Reintegration brings together 26 African countries of the Sahel and Lake Chad region, the Horn of Africa, and North Africa, the EU and IOM around the shared goal of ensuring that migration is safer, more informed and better governed for both migrants and their communities.

For more information on the programme visit [www.migrationjointinitiative.org](http://www.migrationjointinitiative.org).

The data dictionary for this report is available at [www.migrationjointinitiative.org/definitions](http://www.migrationjointinitiative.org/definitions)

All data is preliminary and subject to change. Figures since the start of the EU-IOM Joint Initiative.

### Protection

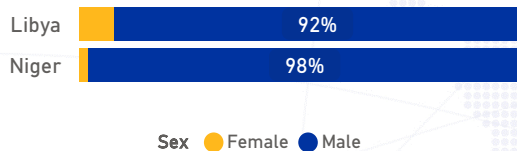
#### Search and Rescue

Assistance provided by IOM to migrants rescued/intercepted at sea or in the desert

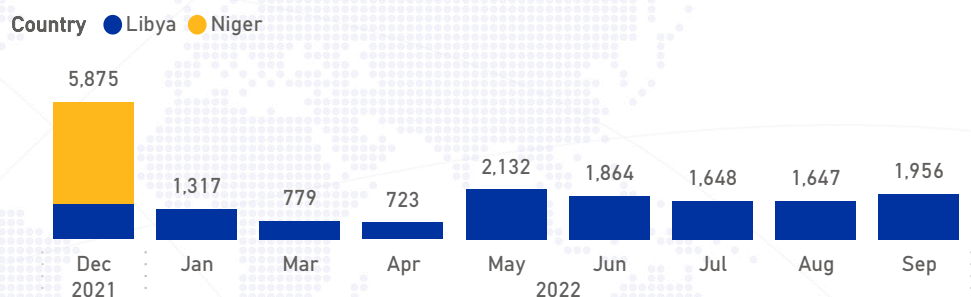
# 91,257

# Individuals

# Individuals by Country and Sex



# Individuals for the last 12 months



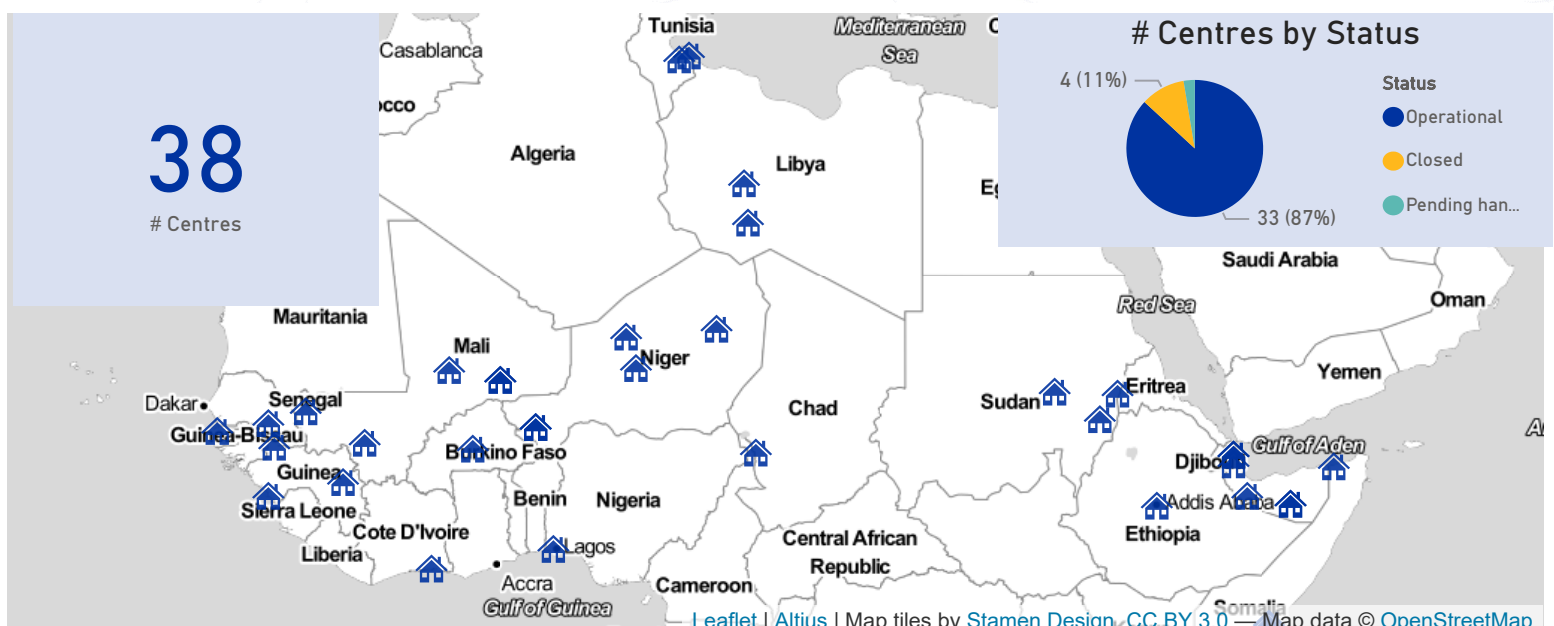
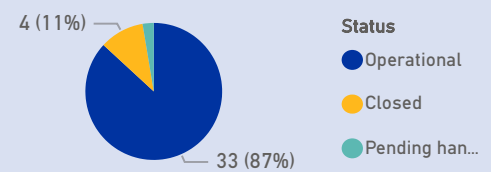
### Migrant Resource and Response Centres

Centres where protection, transit, or post-arrival assistance is provided

# 38

# Centres

# Centres by Status



The boundaries and names shown, and the designations used on this map do not imply official endorsement or acceptance by the United Nations or IOM.



# EU-IOM Joint Initiative

## Flash Report - September 2022

Project funded by the European Union  
Project implemented by IOM

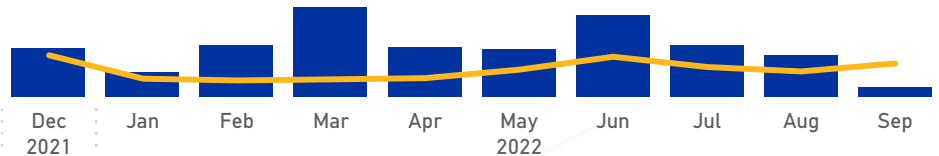
### Voluntary Return Assistance

Assistance provided to migrants to return from a host country to their countries of origin

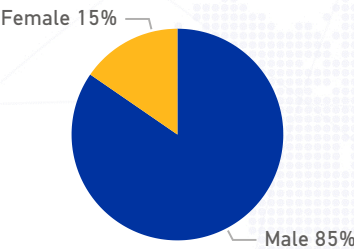
Trend

● # Individuals ● # Returns Previous Year

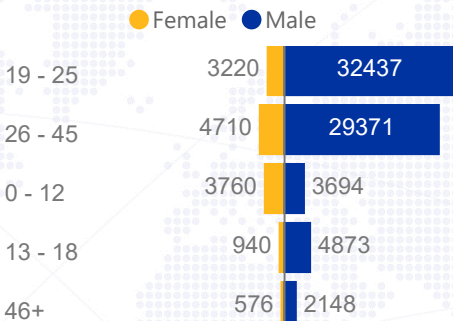
135,962  
# Individuals



# Individuals by Sex



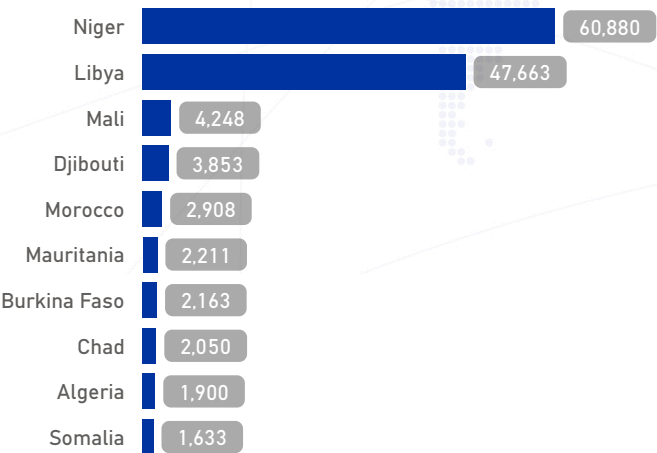
# Individuals by Age and Sex



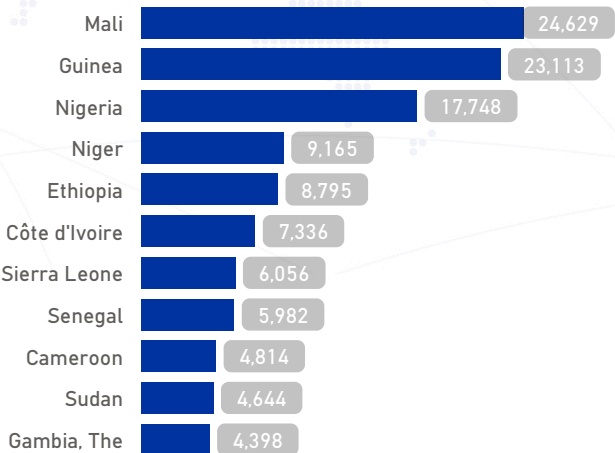
3%

% Unaccompanied and Separated Children

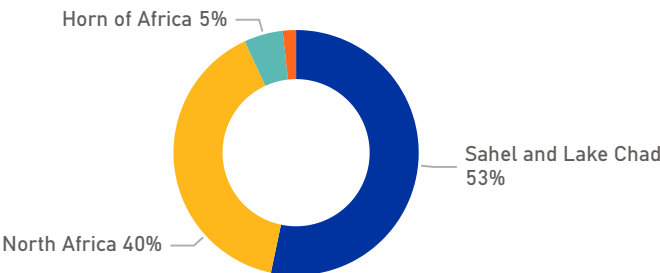
Top-10 Host Countries



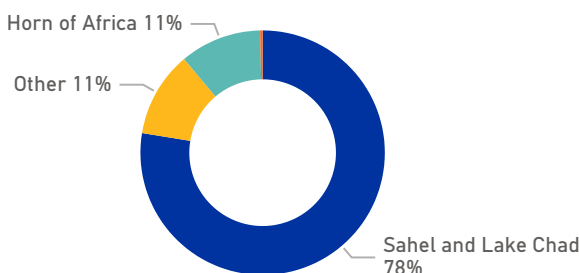
Top-10 Origin Countries



Host Region



Origin Region





Reintegration Assistance

Reintegration is a multidimensional process enabling individuals to re-establish the economic, social and psychosocial relationships needed to maintain life, livelihood and dignity and achieve inclusion in civic life

296,485

# Services

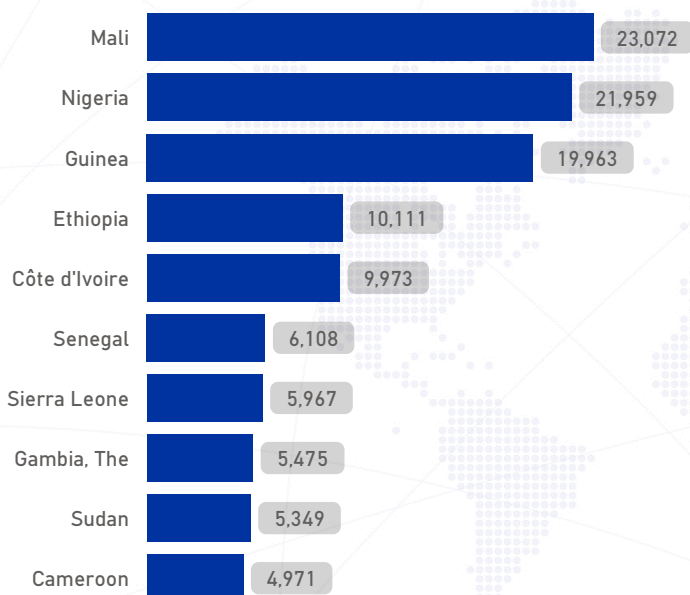
254,200

# Activities

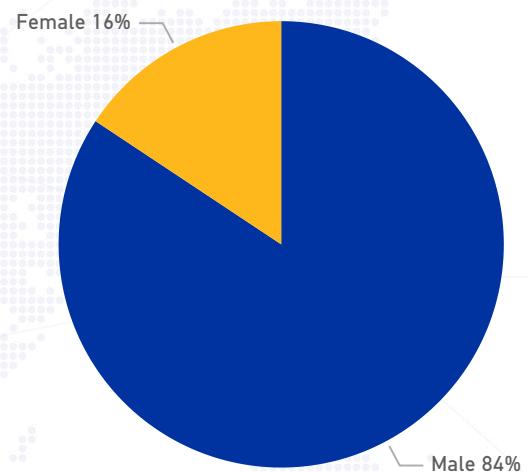
132,260

# Individuals (Started)


Top-10 Countries by # Individuals



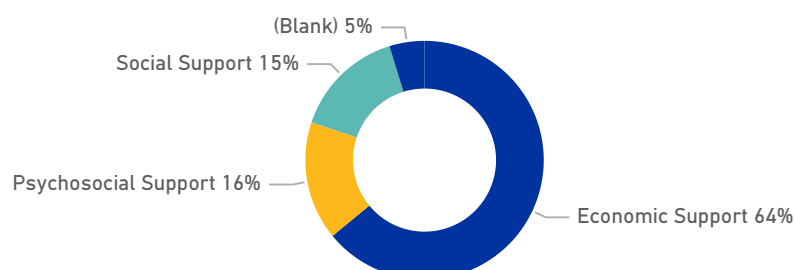
Sex



Status by # Individuals (Active)



Dimension





# EU-IOM Joint Initiative

## Flash Report - September 2022

Project funded by the European Union  
Project implemented by IOM

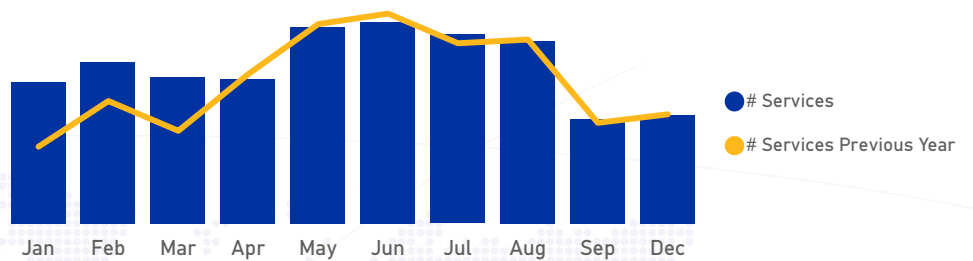
### Direct Assistance

Direct Assistance is provided as protection assistance in Libya, and transit or post-arrival assistance in other countries. Assistance can include medical and psychosocial support at individual and family levels, accommodation, family tracing, and legal information.

# 1,339,521

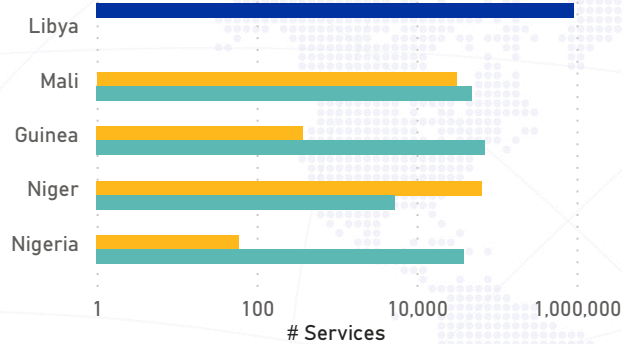
# Services

#### Trend

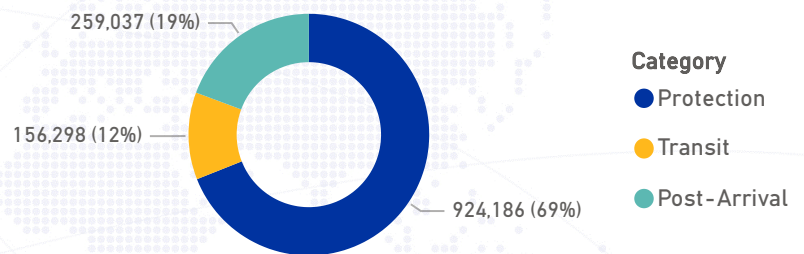


#### Top-5 Countries

Category ● Protection ● Transit ● Post-Arrival



#### Category



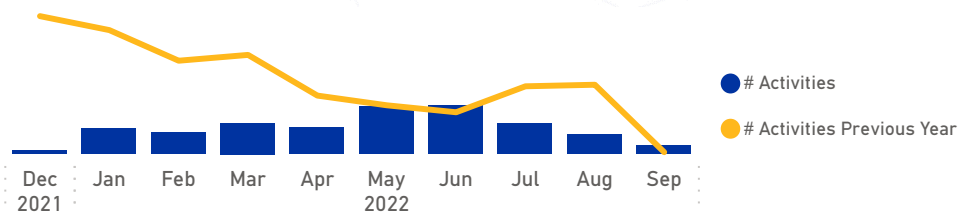
### Information and Awareness Raising

Provide information about the risks of irregular migration and regular migration options to promote social cohesion between returned migrants and their communities, and current migrants and their host communities.


# 3,341,342

# Individuals

#### Trend



#### Top-5 Countries



# 19,011

# Activities



# EU-IOM Joint Initiative

## Flash Report - September 2022

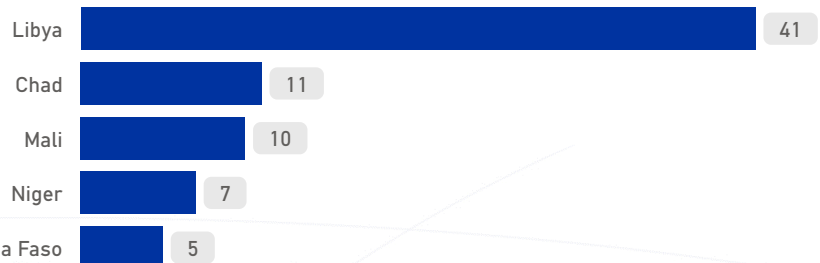
### Data Collection and Analysis

Ensure evidence-based policy and programming by collecting and analysing data on migrant movements and profiles along the main migration routes in Africa.

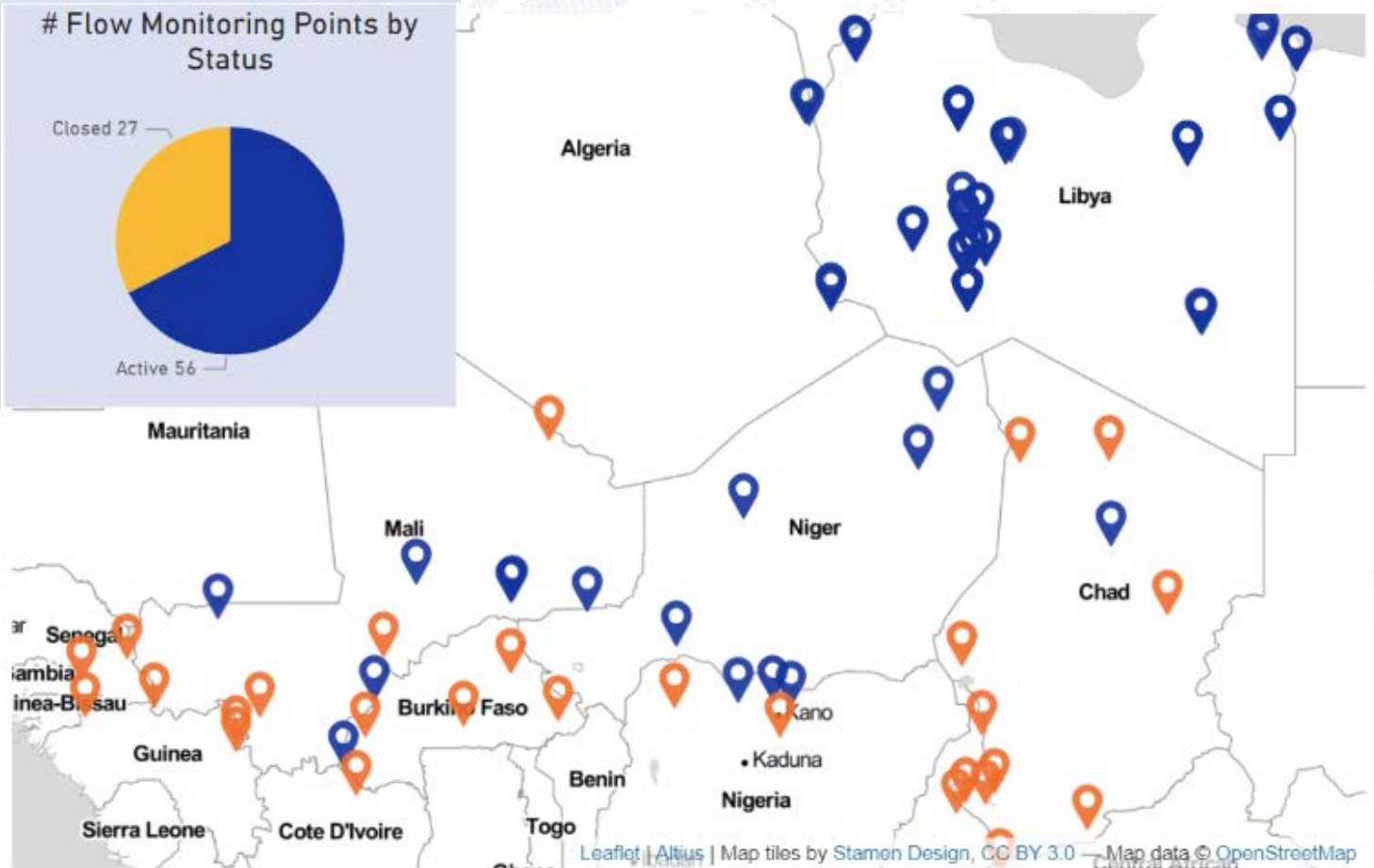
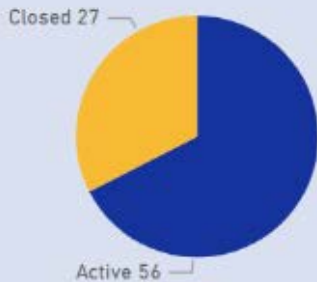
#### Top-5 Countries

83

# Flow Monitoring Points



#### # Flow Monitoring Points by Status



The boundaries and names shown, and the designations used on this map do not imply official endorsement or acceptance by the United Nations or IOM.

#### Capacity Building

Building ownership and investing in state and non-state actors strengthening migration governance

537

# Activities

#### Community Stabilisation

Local/regional activities to improve livelihood opportunities for local youth, promoting regular work and improve infrastructures

269,729

# Individuals

1,027

# Activities





# EU-IOM Joint Initiative

Project funded by the European Union  
Project implemented by IOM

## Flash Report - September 2022

### Sahel and Lake Chad Region

This section presents results under the EU-IOM Joint Initiative for Migrant Protection and Reintegration in the Sahel and Lake Chad. Countries covered in this region are Burkina Faso, Cameroon, Chad, Côte d'Ivoire, the Gambia, Ghana, Guinea, Guinea Bissau, Mali, Mauritania, Niger, Nigeria and Senegal.

#### Key Stats

##### Search and Rescue

39,475

# Individuals

##### Migrant Resource and Response Centres

19

# Centres

##### Direct Assistance

376,788

# Services

##### Awareness Raising

2,702,894

# Individuals

##### Displacement Tracking Matrix (DTM)

42

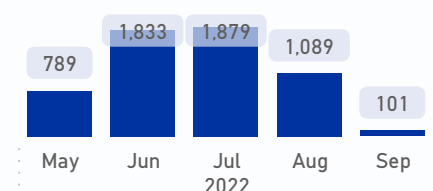
# Flow Monitoring Points

#### Voluntary Returns

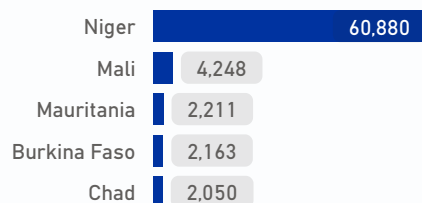
72,461

# Individuals

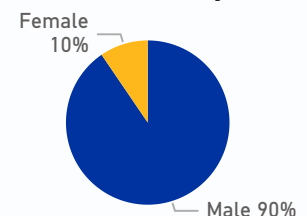
##### Trend



##### Top-5 # Returns from Country



##### # Individuals by Sex



#### Reintegration Assistance

229,849

# Services

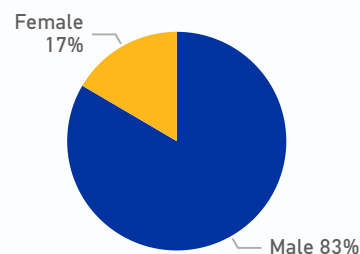
196,063

# Activities

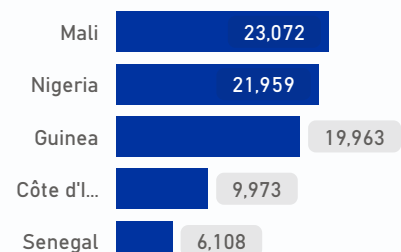
103,708

# Individuals (Started)

##### # Individuals (started) by Sex



##### # Individuals (started) by Country





# EU-IOM Joint Initiative

## Flash Report - September 2022

Project funded by the European Union  
Project implemented by IOM

### Horn of Africa Region

This section presents results under the EU-IOM Joint Initiative for Migrant Protection and Reintegration in the Horn of Africa. Core countries in this region are Djibouti, Ethiopia, Somalia, and Sudan. Further countries covered under the Joint Initiative in the Horn of Africa are Eritrea, Kenya, Uganda, and South Sudan as well as Malawi, Mozambique, Tanzania and Zambia on the Southern migration route.

#### Key Stats

##### Migrant Resource and Response Centres

14

# Centres

##### Direct Assistance

17,164

# Services

##### Awareness Raising

600,648

# Individuals

##### Capacity Development

264

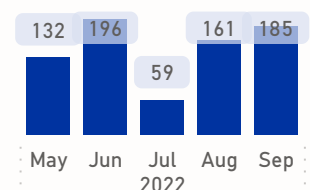
# Activities

#### Voluntary Returns

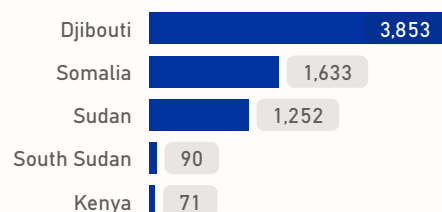
6,968

# Individuals

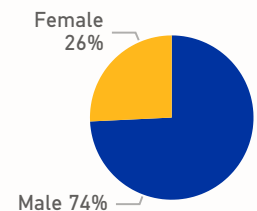
##### Trend



##### Top-5 # Returns from Country



##### # Individuals by Sex



#### Reintegration Assistance

47,780

# Services

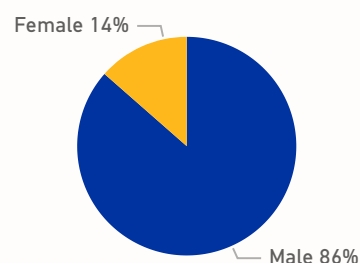
43,852

# Activities

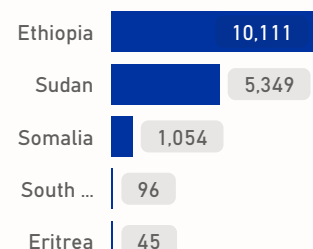
16,699

# Individuals (Started)

##### # Individuals (started) by Sex



##### # Individuals (started) by Country





# EU-IOM Joint Initiative

## Flash Report - September 2022

Project funded by the European Union  
Project implemented by IOM

### North Africa Region

This section presents results under the EU-IOM Joint Initiative for Migrant Protection and Reintegration in North Africa. Countries covered in this region are Algeria, Egypt, Libya, Morocco and Tunisia.

#### Key Stats

##### Search and Rescue

51,782

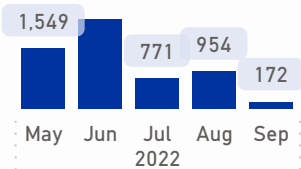
# Individuals

#### Voluntary Returns

54,152

# Individuals

##### Trend



##### Migrant Resource and Response Centres

5

# Centres

##### Direct Assistance

944,175

# Services

##### Awareness Raising

37,800

# Individuals

##### Displacement Tracking Matrix (DTM)

41


# Flow Monitoring Points

##### Community Stabilisation

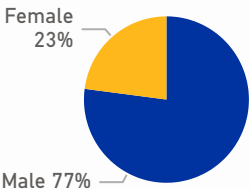
694

# Activities

##### Top-5 # Returns from Country



##### # Individuals by Sex



#### Reintegration Assistance

711

# Services

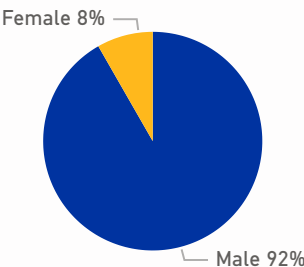
653

# Activities

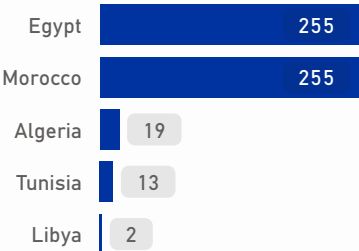
544

# Individuals (Started)

##### # Individuals (started) by Sex



##### # Individuals (started) by Country







# EU-IOM Joint Initiative

## Flash Report – September 2022

Project funded by the European Union  
Project implemented by IOM

### Libya

This section presents results under the EU-IOM project ‘Protecting Vulnerable Migrants and Stabilizing Communities in Libya’.

Migrant situation update:

- There are at least 667,440 migrants in Libya (1250% female, 8750% male).
- 2,872 migrants are in detention in DCIM detention centres in Western Libya.
  - At least 159,996 internally displaced persons (IDPs).
  - At least 680,772 IDP Returnees.
- 2,154 migrants returned to Libyan shores by the Libyan Coast Guard.

Source: IOM Displacement Tracking Matrix (DTM) Libya, <https://dtm.iom.int/libya>

### Humanitarian Direct Assistance to Migrants

Emergency food, non-food items and hygiene kits, and healthcare services provided to migrants

#### Services this month

**9,154**

# Non-Food Items

**896**

# Meals

**1,857**

# Healthcare Services

#### Services Total

**509,620**

# Non-Food Items

**295,127**

# Meals

**119,439**

# Healthcare Services

### Assistance to Victims of Trafficking

Identification, information to (potential) victims and persons at risk, support to access services, tailored assistance and referrals

**74**

This Month

**2,117**

Total

### Alternatives to Detention

Safe spaces established for vulnerable migrants, and migrants hosted in alternatives to detention

#### # Migrants hosted in Alternatives to Detention

**7**

This Month

**1,477**

Total

#### Safe spaces

**0**

This Month

**1**

Total

### Improving Migrant Conditions at Key Locations

Interventions in detention centres to improve conditions for migrants (including provision or rehabilitation of toilets, showering facilities, and sewage systems). Life saving equipment and materials distributed as disembarkation points (including first aid boxes, nylon suits, rescue rings, boxes of gloves)

#### # Interventions in detention centres

**10**

This Month

**583**

Total

#### # Life saving equipment provided

**673**

This Month

**62,662**

Total